

ISUZU
MU-X

GO YOUR OWN WAY

YOUR OWN ADVENTURE

INTRODUCING THE 7 SEAT ISUZU MU-X. A FAMILY SUV THAT REDEFINES THE BOUNDARIES OF ADVENTURE.

Whether you're navigating peak-hour on the weekday school run or traversing whatever the wildest weekend can throw at you, the Isuzu MU-X has you covered for the routine, extreme, and everything in between. Enjoy a passenger car-like driving experience you have come to expect from today's modern SUV's, but with a bulletproof 4WD drivetrain mated to one of the world's most robust diesel engines, the MU-X will deliver you the opportunity to test your off-road ability like never before.

A new world awaits, Isuzu MU-X. GO YOUR OWN WAY.



4x4 LS-T in Outback Bronze metallic



YOUR TIME TO IMPRESS

Bold, adventurous styling.

The Isuzu MU-X strikes a commanding stance. With suave city-style meshed with tough off-road tones, the MU-X will turn heads for all the right reasons. Available in three different spec levels in both 4x2 and 4x4, there's an MU-X that not only looks the part, but is appropriately designed with all the features required to suit any driving purpose.


Whether your rendezvous is on the red carpet or off the beaten track, the MU-X looks at home in any setting and on any terrain.

Effortlessly, the MU-X blurs the boundaries between the city and the outback – providing you and your family with an endless choice of exciting destinations.



4x2 LS-T in Titanium Silver metallic


A




B



C



D



YOUR POWER TO PERFORM

Behind the style, there's plenty of substance.

With 3 tonne towing* (braked) across the entire range, the Isuzu MU-X never knocks back hard work. Be it towing your boat, caravan, horse float or trailer, the MU-X does it effortlessly and with confidence – thanks to the ingenious Isuzu technology and Japanese engineering under the bonnet.

Delivering 130kW of power and 430Nm of torque, the high-pressure common rail fuel injection system makes the most of every drop of fuel, and the intercooled Variable Geometry System (VGS) turbocharger provides excellent response over the engine's entire rev range. Proven in a series of testing environments, each component of the Euro5-compliant Isuzu diesel engine has been crafted to reduce maintenance costs and increase durability to ensure years of trouble-free motoring.

A Low compression pistons with Teflon coating provide increased fuel economy and engine durability, meaning lower maintenance costs & increased engine life

B Famous for its durability, reliability and fuel economy, the Isuzu 3.0L turbo diesel engine provides abundant power and torque to make light work of any load

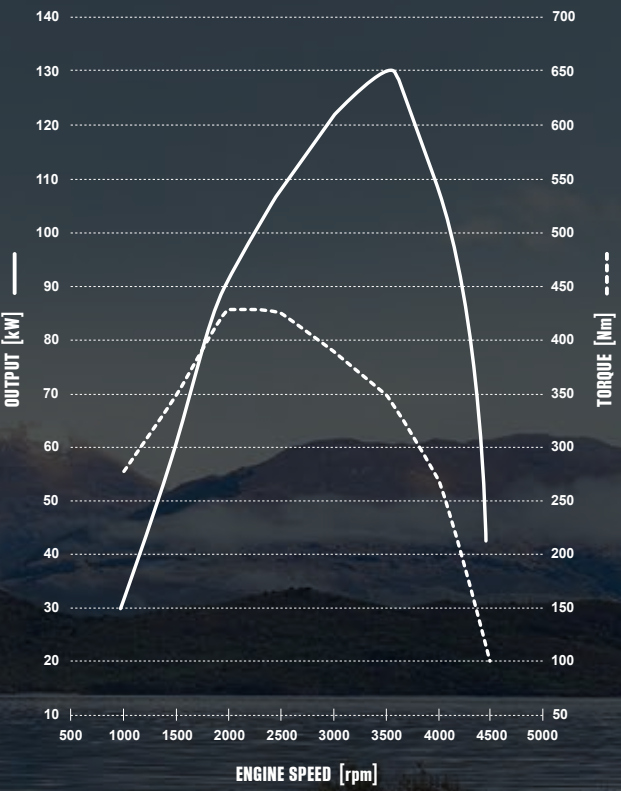
C A heavy duty steel timing chain ensures durability over the engines life & lower maintenance costs

D Advanced anti-friction melt-in liner technology eliminates the need for cylinder liners

*Braked towing on all MU-X models when fitted with optional genuine Isuzu MU-X tow bar kit.




ENGINE PERFORMANCE CURVE



Isuzu 4JJ1-TC Hi-Power turbo diesel engine offers a maximum torque output of 430Nm and 130kW of power

4x4 LS-U in Silky White pearl, fitted with extra cost tow bar



YOUR FUEL EFFICIENCY

Legendary fuel economy takes you further.

From one of the world’s leading manufacturers of diesel engine technology, the impressive Isuzu 3.0 litre turbo diesel engine that powers the Isuzu MU-X is as frugal as it is athletic. Delivering plenty of power and torque, this stirring powerplant produces equally amazing fuel economy at just 8.1^A litres per 100 km on most MU-X models – which means less time filling up and more money in your pocket to spend on your next adventure.

The MU-X is as efficient as it gets thanks to three core engine characteristics – delivering improved torque output across a wider rev range provides optimum performance and fuel efficiency, while the MU-X’s Variable Geometry System (VGS) turbocharger alters the direction of exhaust flow to optimise turbine response at low engine rpm to overcome ‘turbo lag’. Overseeing the fuel delivery is the MU-X’s common rail high pressure fuel system which uses the latest in fuel injector and high pressure fuel rail technology to effectively minimise the amount of fuel in the combustion process, providing superior fuel economy.

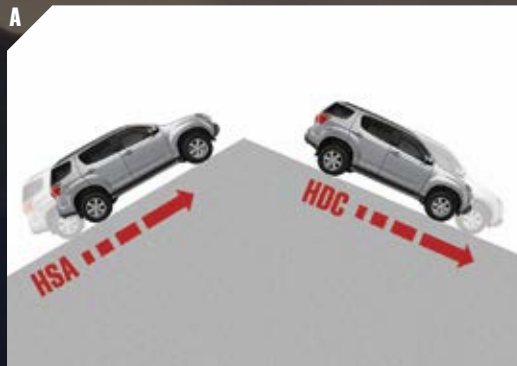
In addition, automatic versions of the MU-X also benefit from the intelligent ‘grade-logic’ transmission which keeps the MU-X in the correct gear preventing over-revving and unnecessary fuel burn.

- A Common rail high pressure fuel injection system
- B Fuel efficient 6-speed automatic transmission with Rev-Tronic
- C Multi-Information Display of instant and average fuel consumption

^AFuel consumption and emissions figures based on ADR 81/02 (combined cycle test) and are to be used for vehicle comparison purposes only. Actual fuel consumption and emissions will vary depending on many factors including, but not limited to, traffic conditions, individual driving style and vehicle condition.



FUEL CONSUMPTION FIGURES		
Isuzu MU-X Models		Combined Fuel Consumption ^A
4x2 LS-M	A	8.0L/100km
4x2 LS-U	A	8.1L/100km
4x2 LS-T	A	8.1L/100km
4x4 LS-M	A M	8.1L/100km
4x4 LS-U	A M	8.1L/100km
4x4 LS-T	A	8.1L/100km
A Automatic Transmission M Manual Transmission		



YOUR OFF-ROAD TOUGHNESS

Four-wheel-drive command at your fingertips.

For years, other manufacturers have been displaying their latest family SUV's traversing rocky mountain ranges and cruising along soft sandy beaches – only to be told in the showroom that “you shouldn't really try that”. Well now with the Isuzu MU-X four-wheel-drive you can tackle that always dreamt of destination and reach that out-of-the-way spot with confidence, as it enables you real-world off-road capability.

All 4x4 MU-X models are equipped with Isuzu's super-easy to use “Terrain command” 4WD select dial (2WD-high, 4WD-high and 4WD-low). The automatic transmission will also engage the Uphill/Downhill Transmission Control System automatically – so when the road that takes you to that secret beach, or hidden mountain range gets tough, your spirit for adventure won't be stopped in its tracks.

Every 4x4 MU-X is also fitted with the rugged off-road protection you need when roughing it. There's a front steel plate skid/splash shield as well as steel plate guards to protect the sump and transfer case. For added driver control and safety, the electronic brake control will also automatically engage the Hill Start Assist (HSA) to prevent vehicle roll-back when starting on steep gradients (above 5.7 degrees). Hill Descent Control (HDC) will give you the confidence to tackle downhill terrain, providing maximum traction and control when activated. Add to this a tried and tested 4x4 drivetrain managed by an intelligent Traction Control System (TCS) with Electronic Stability Control (ESC), along with generous ground-clearance, approach and departure angles - any track is yours to be owned.

A Hill Start Assist prevents roll back on gradients above 5.7 degrees, while Hill Descent Control provides maximum traction going downhill

B Underbody protection, front steel plate skid/shield

C “Terrain Command” 4WD system allows for simple shift from 2WD-high, 4WD-high and 4WD-low

D Independent high ride front coil spring suspension with gas shock absorbers, stabiliser bar, upper and lower wishbones



YOUR OWN SPACE



Interior space and comfort.

Cloaked behind the sleek exterior lines of the Isuzu MU-X lies a smartly designed interior that creates a wealth of space for all of the family – and then some. There's room for you and a team of six to travel safely, securely and in comfort. Wide door arches make access for all passengers a breeze, and when exploring your sense of adventure off-road, there's strategically placed assist grips to help keep you grounded.

In addition to the fun there's also a practical side to the MU-X's interior. There's an abundance of clever storage compartments and with the second and third row seats ability to fold down, there's also an overly generous cargo area when you have a sizeable load to carry. You'll never need to look for another cup holder again, our design engineers have managed to include 12 of them so you'll always have a refreshment at hand.

A seat design with 'wrap-around' bolsters provide increased shoulder, back and base support delivering more comfort for occupants. Clever split/fold rear seats in both the second and third rows mean that no matter what seating configuration you choose, the versatile interior will provide you and your family with all the head, leg and shoulder room you need for a relaxing journey.

*Leather on body contact areas of seat.

Headphones shown are connected with hand-held personal devices and are not compatible with the vehicle's audio entertainment system.

LS-T model featuring Charcoal Grey leather appointed seats*

SECOND AND THIRD ROW SEATS FOLD FLAT TO ALLOW FOR MAXIMUM LOAD SPACE



THIRD ROW SEATS FOLD FLAT TO PROVIDE EXTRA LOAD SPACE TO ACCOMMODATE 5 OCCUPANTS



THE 40/60 MIDDLE SEAT SPLIT DESIGN ALLOWS FOR A LARGE LOAD SPACE AND 3 OCCUPANTS



1 SEAT FOLDS FLAT TO PROVIDE EXTRA LOAD SPACE WHILST ACCOMMODATING 6 OCCUPANTS



- A** Glove compartment (lower) and article storage compartment (upper) with easy access power outlet
- B** Six-way electric driver seat allows you to conveniently find your most comfortable driving position at the touch of a button (LS-T models only)
- C** Map light and roof sunglass holder, offers increased cabin visibility and a convenient storage compartment
- D** The cargo organiser box provides a convenient, safe and organised storage compartment





YOUR OWN COMFORT



All the mod cons.

While you're having fun behind the wheel, the Isuzu MU-X has also been designed to keep your family entertained.

Reversing cameras and rear park assist sensors come standard on all MU-X models, along with touchscreen displays. An 8 speaker audio system with iPod® and Bluetooth® phone connectivity and audio streaming is standard across the MU-X range. All MU-X models feature two "Sky Sound" roof-mounted speakers that provide the ultimate audio experience for all passengers. LS-U and LS-T models boast touchscreen SatNav to get you where you're going anywhere in Australia. The top of the range LS-T provides plenty of backseat entertainment with a 10 inch monitor to keep even the most unruly of passengers entertained. The Passive Entry and Start System on LS-T models provides convenient cabin access and keyless start operation, making your getaway quick and easy.

With the MU-X, both you and your passengers will experience the ultimate in comfort no matter how long your drive.

- A** Get from A to B, wherever you may be, with inbuilt SatNav on LS-U and LS-T models
- B** The fold-down 10 inch monitor provides a clear image display, which can be easily viewed by both the second and third row occupants (LS-T models only)
- C** Back up with confidence, with reversing cameras and rear park assist standard across the MU-X range
- D** Passive Entry and Start System provides keyless locking and unlocking as well as an engine start/stop button (LS-T models only)

iPod® is a trademark of Apple, Inc. Bluetooth® word mark is owned by the Bluetooth SIG, Inc. Not all devices will be compatible and functionality will vary depending on the device.



YOUR 5 STAR SAFETY

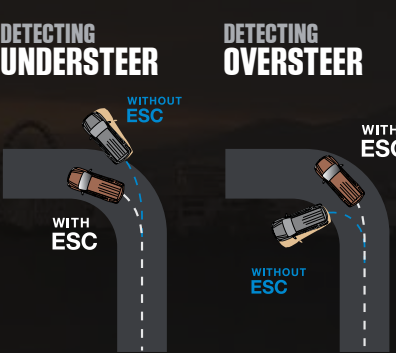
Peace of mind for everywhere you drive.

Your safety on the road is our priority. To ensure this, the Isuzu MU-X is fitted with the latest in sophisticated safety features. Built around a high-tensile steel passenger safety cell with side-intrusion bars, the MU-X carries comprehensive crash avoidance electronics including 4-channel 4-sensor ABS (Anti-skid Brake System) with EBD (Electronic Brakeforce Distribution) and Emergency Brake Assist (EBA) as well as Electronic Stability Control (ESC) with Hill Start Assist (HSA), Hill Descent Control (HDC) and Traction Control System (TCS). Additional protection and peace of mind is provided with six airbags (dual front, front side and full length curtain). For the safety of those around you, all MU-X models come standard with a reversing camera and rear park assist audible sensors. These safety features work in unison to give the Isuzu MU-X a 5 star ANCAP safety rating across the range.

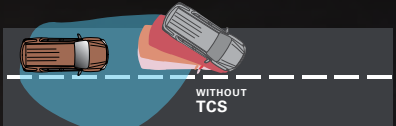
For the ultimate peace of mind, Isuzu UTE Service Plus provides a comprehensive care package for your MU-X. Every MU-X comes standard with a 5 year/130,000km[^] Warranty. This backs up our belief that you will enjoy many years of trouble free motoring as a proud MU-X owner. Isuzu has built a solid reputation of reliability and durability over many generations of vehicles and we have confidence that the Isuzu MU-X upholds this tradition. This warranty is complimentary with every new vehicle and it can even be transferred to the next owner which helps to keep a high resale value for your Isuzu MU-X investment.

Where ever you take your MU-X, you are never alone. Each Isuzu MU-X comes standard with the ultimate in vehicle support, 5 years Roadside Assistance. This complimentary service offers an extensive range of benefits to assist you in the unlikely event you need it.

5 years/50,000kms Capped Price Servicing[>] ensures there are ‘no surprises’ in your servicing costs. This means no matter which Participating Isuzu UTE Dealership you take your MU-X to, you will know the costs of your service up-front and ensure your MU-X is serviced by our factory trained, highly-skilled technicians.



WITHOUT TRACTION CONTROL SYSTEM (TCS)



WITH TRACTION CONTROL SYSTEM (TCS)



INCLUDED ON ALL MU-X MODELS ELECTRONIC STABILITY CONTROL (ESC) DETECTS IF THE VEHICLE IS UNDER OR OVERSTEERING AND TRACTION CONTROL SYSTEM (TCS) ENSURES SUREFOOTED GRIP ON ALL SURFACES IN ALL CONDITIONS



SERVICE+PLUS

5	5	5
YEAR WARRANTY [^]	YEARS ROADSIDE ASSIST	YEARS CAPPED PRICE SERVICE ^{>}



[^]5 years/130,000km whichever occurs first, for eligible customers. Excludes accessories. [>]The Capped Price Servicing Program ("CPS Program") applies to Eligible Vehicles with a Warranty Start Date on or after 1/1/15 at Participating Isuzu UTE Dealers only. The 5 years Capped Price Servicing covers the first 5 Scheduled Services for 16.5MY and later vehicle models for up to 5 years/50,000km (whichever occurs first). CPS Program is subject to change. For full terms & conditions and current pricing visit isuzuute.com.au/service-plus.



4x4 LS-T in Outback Bronze with six airbags – dual front, front side and full length curtain standard on all models

YOUR CHOICE

WITH A RELIABLE AND FUEL EFFICIENT 3.0L TURBO DIESEL ENGINE, ADVANCED SAFETY FEATURES AND 3 TONNE BRAKED TOWING CAPACITY STANDARD ACROSS ALL MODELS, THE MU-X IS READY FOR YOU TO GO YOUR OWN WAY.



MU-X LS-M

OUR ENTRY-LEVEL LS-M IS PERFECTLY SUITED TO THOSE LOOKING FOR A NO-NONSENSE, ALL-PURPOSE SUV. WHILE STYLISH FOR CITY STREETS, THE LS-M WILL BE RIGHT AT HOME ON A WORKSITE OR FARM WHERE THE ROUGH-AND-TUMBLE OF EVERYDAY LIFE WILL BE TAKEN IN ITS STRIDE.



DRIVETRAIN OPTIONS

4X4 4X2

TRANSMISSION OPTIONS

MT AT

LS-M KEY FEATURES

Touchscreen audio system with USB and Bluetooth® audio streaming
Reversing camera
Rear park assist sensors
16" alloy wheels with full size spare steel wheel
All terrain tyres 245/70 R16
Colour-coded side mirrors and door handles
Gun metallic front grille
Manual air conditioning with integrated heater/demister
Projector headlamps
Bee sting aerial

MU-X LS-U

THE MID-RANGE LS-U IS OUR FAMILY ALL-ROUNDER. THE LS-U INTRODUCES MORE OF THE STYLING AND FEATURES YOU HAVE COME TO EXPECT FROM A FAMILY SUV LIKE SATNAV AND A REVERSING CAMERA, MAKING IT THE IDEAL RUN AROUND DURING THE WEEK WITH THE FLEXIBILITY TO GET AWAY FROM IT ALL WHEN FRIDAY AFTERNOON ROLLS AROUND.



DRIVETRAIN OPTIONS

4X4 4X2

TRANSMISSION OPTIONS

MT AT

LS-U KEY FEATURES

Touchscreen audio system with USB and Bluetooth® audio streaming
SatNav
Reversing camera
17" alloy wheels with full size spare alloy wheel
All terrain tyres 255/65 R17
Fog lights
Chrome exterior styling front grille, side mirrors and handles
Side steps
Climate control airconditioning with integrated heater/demister
Rear cabin cooling vents
Privacy glass - rear doors, quarter and tailgate windows
Shark fin roof-mounted aerial

MU-X LS-T

OUR RANGE TOPPING LS-T TAKES THE COMFORT AND CONVENIENCE LEVELS UP ANOTHER NOTCH. WITH STANDARD FEATURES LIKE LEATHER APPOINTED SEATS*, PASSIVE ENTRY AND START SYSTEM, AND A REAR DVD PLAYER, EVERY JOURNEY WILL NOT ONLY BE COMFORTABLE, BUT A FUN ONE TOO.



DRIVETRAIN OPTIONS

4X4 4X2

TRANSMISSION OPTIONS

AT

LS-T INCLUDES ALL LS-U FEATURES PLUS

Leather appointed seats*
Passive Entry and Start System
Six-way adjustable electric driver's seat
Roof rails
Tailgate spoiler
Chrome muffler tip
10" rear monitor display

*Leather on body contact areas of seat.

All features mentioned are a guide for quick comparison. Refer to the MU-X specification sheet for further details on available features. The Bluetooth® word mark is owned by Bluetooth SIG, Inc. Not all devices will be compatible and functionality will vary depending on the device.



ISUZU
UTE

**GO YOUR
OWN WAY**

www.isuzuute.com.au Toll Free: 1300 147 898

This brochure should be read with the Isuzu MU-X specification insert. Isuzu UTE Australia Pty Ltd (ABN 80 129 563 739, 1000 Wynnum Road, Cannon Hill, Queensland, 4170, Australia) reserves the right to change specifications and content without notice, subject to any applicable Federal, State or Territory laws or regulations which may apply. Any accessories shown herein are illustrative and generally are extra-cost optional, not standard equipment. Colours depicted herein may differ from actual due to the printing process. Please refer to isuzuute.com.au or consult your authorised Isuzu UTE Dealer for current availability of models, options, specifications, colours and Isuzu UTE Genuine Accessories. No part of this brochure can be reproduced without the written permission from Isuzu UTE Australia.

All information is true and correct at the time of publishing, January 2017. Printed in Australia. © Copyright Isuzu UTE Australia Pty Ltd 2017.
Part No.: 5563756030 - 16.5MY MU-X SALES BROCHURE



SPECIFICATIONS



Engine

Series	Isuzu 4JJ1-TC Hi-Power
Description	3.0 litre turbo diesel, in-line 4-cylinder, DOHC, 16-valve with Diesel Particulate Diffuser (DPD)
Maximum torque	430Nm @ 2000→2200 rpm (automatic and manual)
Maximum power	130kW @ 3600 rpm
Bore x stroke	95.4mm x 104.9mm
Displacement	2999cc
Compression ratio	16.3 : 1
Cylinder head	Isuzu-patent special aluminium alloy
Valve gear	Chain-driven dual overhead camshafts, roller rockers, 4 valves/cylinder
Induction	Electronic high pressure common rail direct fuel injection with VSS (Variable Swirl System) and intercooled VGS (Variable Geometry System) turbo charger
Cylinder block	Cast iron upper with induction-hardened cylinder bores, cast alloy lower
Emission level	Euro5
Alternator	120 amp with Intelligent Battery Sensor (IBS)

Transmissions

Manual	Isuzu MVL-6N 6-speed manual with high torque capacity and output reduction, 275mm diameter clutch plate		
Automatic	Aisin AWR6B45II 6-speed with sequential shift and brake shift lock electronically controlled, tri-mode with Adaptive Logic Control and fuel-saving lock-up torque converter on gears 3, 4, 5 and 6 ► Uphill/Downhill Transmission Control System: holds gear in varied-gradient ascents, selects gear on steep descents to hold speed with engine braking		
Ratios: 1		6-speed Manual	6-speed Automatic
	1st	4.942	3.600
	2nd	2.430	2.090
	3rd	1.428	1.488
	4th	1.000	1.000
	5th	0.749	0.687
	6th	0.634	0.580
	Reverse	4.597	3.732
Final drive	4x2	3.727	3.727
	4x4	3.727	3.727
	Snorkelled diff breathers to increase fording depth and reduce mud blockage		
Transfer gearing	4x4 low-range	2.482	2.482
	4x4 high-range	1.000	1.000
4x4 system	"Terrain Command" control with 'shift on the fly' 2-high↔4-high selection at up to 100km/h		
Drivetrain system	TCS (Traction Control System) on all model variants		

Steering

Engine-speed-sensitive variable capacity power-assisted rack and pinion system; 3.84 turns lock-to-lock via tilt-adjustable steering wheel

Chassis

Separate, full-length heavy-duty ladder construction chassis

Front suspension

Independent, high-ride, coil springs, gas shock absorbers, upper and lower wishbones, stabiliser bar

Rear suspension

Multi-link coil suspension, gas shock absorbers, stabiliser bar

Axles

Front

Independent. 4x4: fully floating with outer CV and inner double offset joints and equal driveshafts
Gross Axle Weight: 1350kg

Rear

Rigid semi-floating banjo with hypoid final drive
Gross Axle Weight: 1600kg

Brakes

Anti-lock Brake System (ABS) with Electronic Brakeforce Distribution (EBD), Electronic Stability Control (ESC), Emergency Brake Assist (EBA), Hill Start Assist (HSA) and Hill Descent Control (HDC)

Power-assisted via 10.5" servo unit; 300mm dia. ventilated front discs with 2-piston calipers, 318mm rear disc brakes

Central pull up park brake

Wheels and Tyres

LS-M

16"x 7" alloy; 245 / 70 R16 All Terrain

LS-U

17"x 7" alloy; 255 / 65 R17 All Terrain

LS-T

17"x 7" alloy; 255 / 65 R17 All Terrain

(Full size spare wheel – alloy on LS-U/LS-T and steel on LS-M)

Service Plus



Warranty

For the ultimate peace of mind, every Isuzu MU-X comes standard with a comprehensive, bumper-to-bumper 5 year/130,000km[^] warranty.

Roadside Assistance

Complimentary with every new MU-X is 5 years roadside assistance.

Capped Price Servicing

As an owner you will get access to our Capped Price Servicing[^] Program. The CPS Program covers the first 5 Scheduled Services in line with the Scheduled Service Intervals.

[^]5 years/130,000km whichever occurs first, for eligible customers. Excludes accessories.
[^]The Capped Price Servicing Program ("CPS Program") applies to Eligible Vehicles with a Warranty Start Date on or after 1/1/15 at Participating Isuzu UTE Dealers only. The 5 years Capped Price Servicing covers the first 5 Scheduled Services for 16.5MY and later vehicle models for up to 5 years/50,000km (whichever occurs first). CPS Program is subject to change. For full terms & conditions and current pricing visit isuzuute.com.au/service-plus.

MU-X FEATURES AND SPECIFICATIONS

Description	4x2			4x4		
	MU-X LS-M	MU-X LS-U	MU-X LS-T	MU-X LS-M	MU-X LS-U	MU-X LS-T
Engine						
2999cc DOHC 4cyl. with intercooled turbo charger (430Nm, 130kW)	●	●	●	●	●	●
Transmissions						
6-speed manual transmission				●	●	
6-speed "Rev-Tronic" automatic transmission with sequential sport mode	●	●	●	●	●	●
Safety and Security						
4-channel 4-sensor Anti-skid Brake System (ABS) with Electronic Brakeforce Distribution (EBD)	●	●	●	●	●	●
Electronic Stability Control (ESC)	●	●	●	●	●	●
Traction Control System (TCS)	●	●	●	●	●	●
Emergency Brake Assist (EBA)	●	●	●	●	●	●
Hill Start Assist (HSA)	●	●	●	●	●	●
Hill Descent Control (HDC)	●	●	●	●	●	●
Reversing camera	●	●	●	●	●	●
Rear park assist sensors	●	●	●	●	●	●
6 airbags: dual front, front side and full length curtain	●	●	●	●	●	●
Height-adjustable upper mounts for front seat belts	●	●	●	●	●	●
Audible and visual front seat belt warnings	●	●	●	●	●	●
Dual pre-tensioners with load limiters for front seat belts	●	●	●	●	●	●
3-point retractable seat belts for all seating positions	●	●	●	●	●	●
Emergency locking retractor (ELR) for all seat belts	●	●	●	●	●	●
Automatic locking retractor (ALR) for front passenger and 2nd row seatbelts including centre seat	●	●	●	●	●	●
Three childseat tethers and ISO FIX compatible anchor points for 2nd row seats	●	●	●	●	●	●
Child-proof rear door locks	●	●	●	●	●	●
Side anti-intrusion bars inside side doors	●	●	●	●	●	●
Engine immobilizer	●	●	●	●	●	●
Anti-theft alarm system		●	●		●	●
Warning alarm: headlights or parking lights on with ignition key removed	●	●	●	●	●	●
Rear window demister with timer	●	●	●	●	●	●
High Density Polyethylene (HDPE) fuel tank	●	●	●	●	●	●
High mount LED brake light	●	●	●	●	●	●
Dual horn	●	●	●	●	●	●
Protection						
Under-front steel plate skid/splash shield	●	●	●	●	●	●
Steel plate guards: sump and transfer case				●	●	●
Suspension and Brakes						
Front coil suspension with gas filled shock absorbers	●	●	●	●	●	●
Rear multi-link coil suspension with gas filled shock absorbers and stabiliser bar	●	●	●	●	●	●
300mm front ventilated discs brakes with twin-pot calipers	●	●	●	●	●	●
318mm rear solid disc brakes	●	●	●	●	●	●
Seating						
Front bucket whiplash protection seats	●	●	●	●	●	●
Leather appointed seats (leather on body contact areas of seat)			●			●
Six-way adjustable electric driver's seat			●			●
Height-adjustable driver's seat	●	●	●	●	●	●
60:40 split-fold 2nd row seats with fold away centre arm rest	●	●	●	●	●	●
50:50 split-fold 3rd row seats (not available for ISO FIX)	●	●	●	●	●	●
Adjustable headrests for all seats including centre seat	●	●	●	●	●	●
In-cabin Storage						
Glovebox with light	●	●	●	●	●	●
Power outlet in glovebox and in rear cargo area	●	●	●	●	●	●
Centre console with two cup holders and removable ash container	●	●	●	●	●	●
Dual-purpose driver and front passenger cup holder tray	●	●	●	●	●	●
Rear passenger door cup holders	●	●	●	●	●	●
Overhead console with twin map lights and flip-down sunglasses holder case	●	●	●	●	●	●
Front door storage compartment with bottle bulge	●	●	●	●	●	●
Two coat hooks	●	●	●	●	●	●
Rear cargo organiser box	●	●	●	●	●	●

MU-X FEATURES AND SPECIFICATIONS

Description	4x2			4x4		
	MU-X LS-M	MU-X LS-U	MU-X LS-T	MU-X LS-M	MU-X LS-U	MU-X LS-T
Exterior Style						
Projector lens headlights for extra low beam depth and reduced flare	●	●	●	●	●	●
Front fog lights		●	●		●	●
Chrome radiator grille		●	●		●	●
Gun metal grey radiator grille	●			●		
Aluminium side steps		●	●		●	●
Chrome door handles		●	●		●	●
Chrome door handles with touch sensor opening and push button locking			●			●
Colour-coded door handles	●			●		
Chrome fold-in power door mirrors with integrated turn indicators		●	●		●	●
Colour-coded power door mirrors with integrated turn indicators	●			●		
Colour-coded centre rear roof-mounted shark fin aerial		●	●		●	●
Centre front roof-mounted bee-sting aerial	●			●		
Privacy glass - rear doors, quarter and tailgate windows		●	●		●	●
Roof rails (maximum load capacity 60kg)			●			●
Enhanced style featuring roof rails, tailgate spoiler and muffler cutter			●			●
Cabin Amenities						
Climate control air conditioning with integrated heater/demister		●	●		●	●
Manual air conditioning with integrated heater/demister	●			●		
Rear cabin cooling vents		●	●		●	●
Pollen and fine particle air filter	●	●	●	●	●	●
Power windows with one-touch up/down, driver's window with safety stop and delay closing	●	●	●	●	●	●
Central locking with keyless entry	●	●	●	●	●	●
Passive Entry and Start System			●			●
Power-adjustable door mirrors with turn indicator lights	●	●	●	●	●	●
Cruise control	●	●	●	●	●	●
"Sky Sound" roof-mounted sound system with 8 speakers (mounted in roof, front dash, front and rear doors)	●	●	●	●	●	●
Touchscreen DVD/CD/MP3/FM/AM/AUX audio unit with USB, iPod® input and Bluetooth® audio streaming	●	●	●	●	●	●
Built-in satellite navigation		●	●		●	●
Back seat USB charging port	●	●	●	●	●	●
Roof mounted 10" DVD entertainment monitor			●			●
Tilt-adjustable steering wheel with power steering	●	●	●	●	●	●
Leather wrapped steering wheel with easy select cruise and audio controls	●	●	●	●	●	●
Multi-Information Display (MID): fuel economy, gear shift indicator¹, odometer, trip odometer A and B, DPD operator regeneration indicator, fuel range and service reminder	●	●	●	●	●	●
Electro-luminescent gauges	●	●	●	●	●	●
"Terrain command" 4WD select dial (2WD-high, 4WD-high and 4WD-low)				●	●	●
Windscreen wipers with variable intermittent sweep modes	●	●	●	●	●	●
Rear window wiper	●	●	●	●	●	●
Day/night interior rear view mirror	●	●	●	●	●	●
Sun visors with vanity mirror (passenger) and ticket retaining strap (driver)	●	●	●	●	●	●
Fixed A-pillar assist-grips for driver and front passenger	●	●	●	●	●	●
Roof mounted retractable door assist-grips for front and rear doors	●	●	●	●	●	●
3rd row assist-grips	●	●	●	●	●	●
Carpet flooring	●	●	●	●	●	●

iPod® is a trademark of Apple Inc. The Bluetooth® word mark is owned by Bluetooth SIG, Inc. Not all devices will be compatible and functionality will vary depending on the device.

¹Available on manual transmission vehicles only.

MU-X FUEL, WEIGHTS AND DIMENSIONS

Description	4x2			4x4		
	MU-X LS-M	MU-X LS-U	MU-X LS-T	MU-X LS-M	MU-X LS-U	MU-X LS-T
MU-X ADR 81/02* Fuel Consumption Values						
Transmission (MT = Manual, AT = Automatic)	AT	AT	AT	MT / AT	MT / AT	AT
FUEL CONSUMPTION (litres/100km)						
Combined	8.0	8.1	8.1	8.1/8.1	8.1/8.1	8.1
Urban	9.8	9.9	9.9	10.1/9.9	10.1/9.9	9.9
Extra Urban	7.0	7.1	7.1	6.9/7.1	6.9/7.1	7.1
CO² (g/km)						
Combined	211	214	214	212/214	212/214	214
Urban	259	262	262	265/262	265/262	262
Extra Urban	184	186	186	181/186	181/186	186
Dimensions (mm unless stated otherwise)						
Wheelbase	2845	2845	2845	2845	2845	2845
Overall length	4825	4825	4825	4825	4825	4825
Overall width (excluding door mirrors)	1860	1860	1860	1860	1860	1860
Overall height	1825	1860	1860	1825	1860	1860
Front overhang	905	905	905	905	905	905
Rear overhang	1075	1075	1075	1075	1075	1075
Front / Rear track	1570	1570	1570	1570	1570	1570
Ground clearance	220	230	230	220	230	230
Turning circle diameter between kerbs (metres)	11.6	11.6	11.6	11.6	11.6	11.6
Approach angle	23.3°	24.0°	24.0°	23.3°	24.0°	24.0°
Departure angle	24.6°	25.1°	25.1°	24.6°	25.1°	25.1°
Ramp-over angle	18.7°	19.5°	19.5°	18.7°	19.5°	19.5°
Interior (mm)						
Leg room - front	1106	1106	1106	1106	1106	1106
Leg room - 2nd	915	915	915	915	915	915
Leg room - 3rd	815	815	815	815	815	815
Shoulder room - front	1458	1458	1458	1458	1458	1458
Shoulder room - 2nd	1453	1453	1453	1453	1453	1453
Shoulder room - 3rd	1340	1340	1340	1340	1340	1340
Head room - front	1009	1009	1009	1009	1009	1009
Head room - 2nd	980	980	980	980	980	980
Head room - 3rd	929	929	929	929	929	929
Cargo volume - 2nd and 3rd row seats folded flat (litres)	1830	1830	1830	1830	1830	1830
Cargo volume - 3rd row seats folded flat (litres)	878	878	878	878	878	878
Cargo volume - behind 3rd row seats (litres)	235	235	235	235	235	235
Mass (kg)						
Gross Vehicle Mass (GVM)	2650	2650	2650	2750	2750	2750
Tare mass†	1925	1965	1980	2010/2020	2045/2050	2065
Kerb weight‡	1972	2012	2027	2057/2067	2092/2097	2112
Payload⁻	678	638	623	693/683	658/653	638
Gross Combination Mass (GCM)	5650	5650	5650	5750	5750	5750
Maximum towing mass (braked trailer)	3000	3000	3000	3000	3000	3000
Maximum towing mass (non-braked trailer)	750	750	750	750	750	750
Maximum tow ball download (fitted with genuine Isuzu UTE tow kit)	300	300	300	300	300	300
Fuel tank capacity (litres)	65	65	65	65	65	65

*Fuel consumption and emissions figures based on ADR 81/02 and are to be used for vehicle comparison purposes only. Actual fuel consumption and emissions will vary depending on many factors including, but not limited to, traffic conditions, individual driving style and vehicle condition.
†Tare mass - unladen mass of vehicle and 10 litres of fuel. ‡Kerb weight - tare mass plus full tank of fuel. Fuel weight ratio is based on Fuel Standard (Automotive Diesel) Determination 2001. ⁻Payload equals GVM minus kerb weight.

MU-X BODY STYLES AND DIMENSIONS

ISUZU MU-X LS-M

4x4 and 4x2



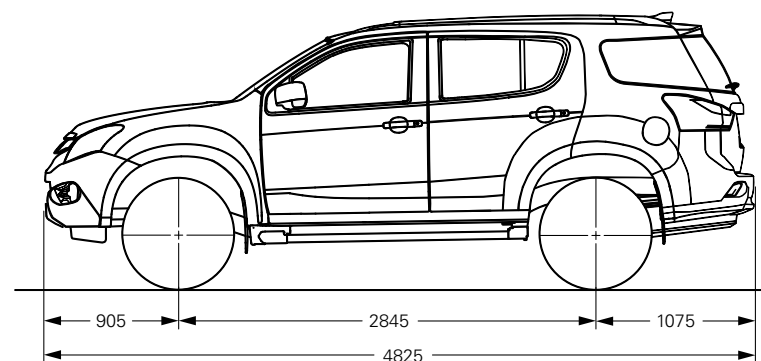
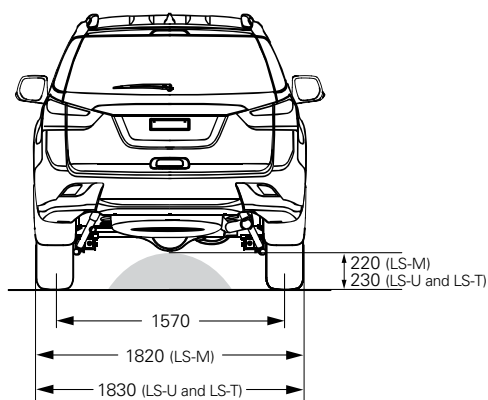
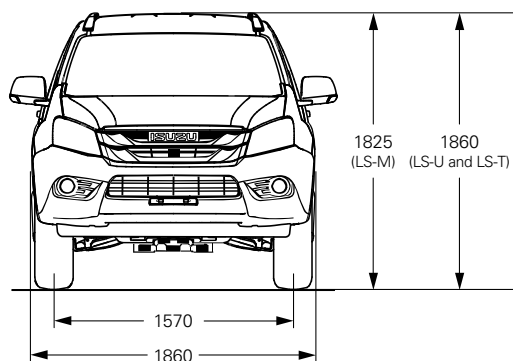
ISUZU MU-X LS-U

4x4 and 4x2



ISUZU MU-X LS-T

4x4 and 4x2



MU-X COLOUR AND TRIM OPTIONS



Cosmic Black mica



Obsidian Grey mica



Outback Bronze metallic




Silky White pearl



Splash White



Titanium Silver metallic



LS-M / LS-U
Dark Grey Cloth



LS-T
Charcoal Grey Leather*

Please read with Isuzu MU-X 16.5MY vehicle brochure. All information is true and correct at the time of publishing, February 2017. Isuzu UTE Australia reserves the right to change specifications and features at any time. Colours depicted herein may differ from actual due to the printing process. Please refer to isuzuute.com.au or consult your authorised Isuzu UTE Dealer for current availability of models, options, specifications, colours and Isuzu UTE Genuine Accessories.

*Leather on body contact areas of seat.



GO YOUR OWN WAY